



RECAP Policy Council  
 RECAP Board of Directors  
 Community Partners  
 Families  
 Foster Grandparents  
 Student Teachers  
 And Staff

Regional Economic Community Action Program, Inc.  

# Head Start

  
 Annual Report 2019

Thank you  
 for all you  
 do!



School Ready-  
 Children, Families,  
 and Communities





# Profile

Head Start is a Comprehensive child development program that serves preschool children and their families. The overall goal is to increase the school readiness of young children and close the achievement gap between low- income and middle- income children.

**184**  
children

RECAP Head Start provides services in the areas of *education, health, dental, mental health, nutrition, and family engagement*. In addition the individualized program is responsive to each child's developmental, ethnic, cultural, and linguistic heritage.

**13**  
classrooms

Our program serves 184 three to five year old children at three different locations. Each location offers a unique combination of services and program times to meet the needs of enrolled children and families.

**1,170**  
Hours in  
school per  
full day spot

# Community Assessment



## Our Service Area 2018-2019:

- It is estimated that there are **411 children** age (0-4) and income eligible children in our service area.
- **402** Children in Orange County were in Foster Care.
- There were **3,980 reports** of child abuse and neglect and **628 families** were receiving preventative services.
- **5,128** families sought housing assistance and **919** were temporarily housed.

# Kindergarten Preparation

**47 Children Received Disabilities Services**

**Speech and Language Therapy -40 children**

**Occupational Therapy –20 children**

**Special Education– 6 children**

**Physical Therapy– 5 children**

**88.87%**

**Average Annual Attendance**

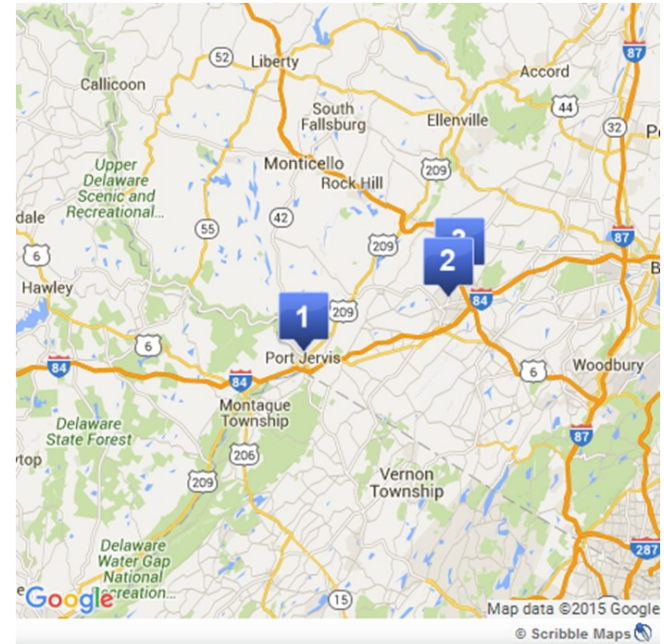


## Attendance

“Low-income students are four times more likely to be chronically absent than others often for reasons beyond their control, such as unstable housing, unreliable transportation and a lack of access to health care.”

[http://www.nccp.org/publications/pdf/text\\_837.pdf](http://www.nccp.org/publications/pdf/text_837.pdf)

# Locations



**1**  
**Port Jervis  
Center**

31 W. Main St.  
Port Jervis, NY  
12771

(17) 6.5 hour slots  
(30) 3.5 hour slots

**2**  
**Middletown  
Center**

96 N. Beacon St.  
Middletown, NY  
10940

(75) 6.5 hour slots

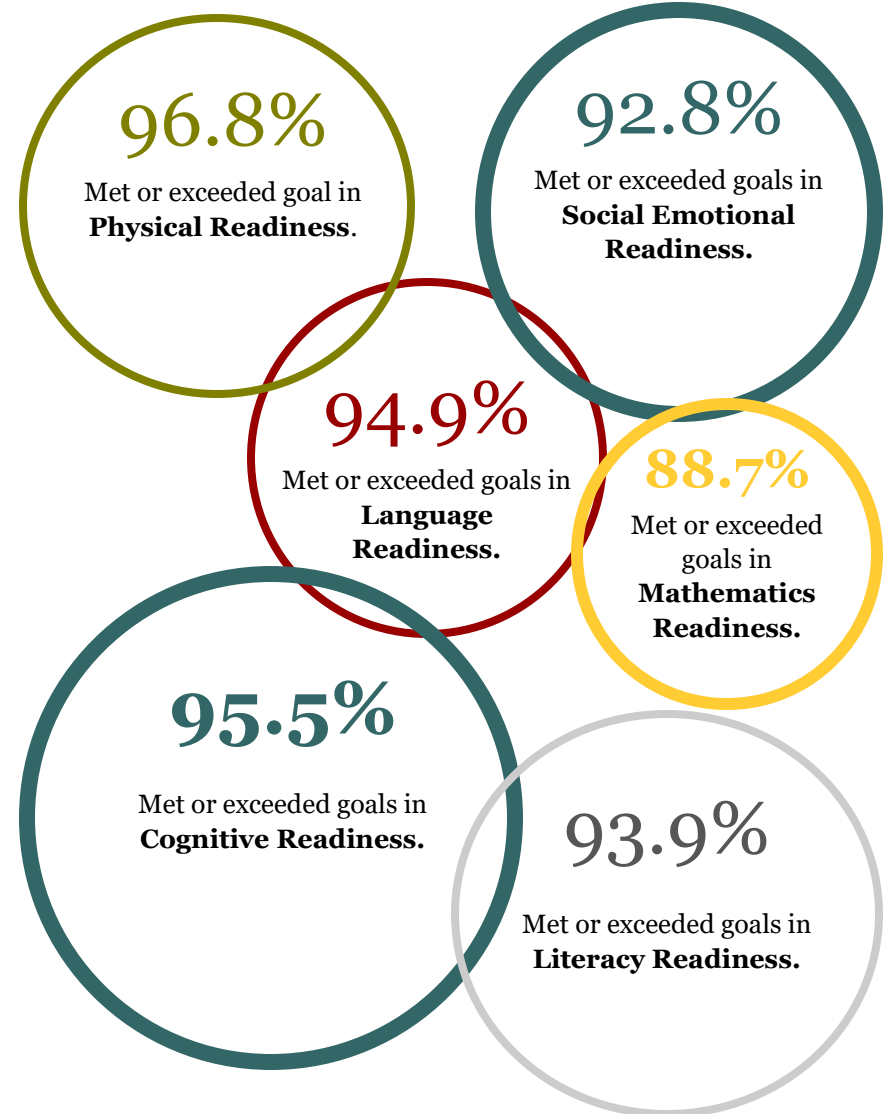
**3**  
**Scotchtown  
Center**

240 Midland  
Lakes Rd.  
Middletown, NY  
10941

Transportation for  
(62) 3.5 hour slots

# School Readiness Goals

Progress of children in meeting widely held expectations. 2018-2019



James Heckman, from *Lifecycle Benefits*

**Quality childcare helps parents grow their income and children grow smarter.**

Starting earlier provides greater returns. Learn more.

[www.heckmanequation.org](http://www.heckmanequation.org)

# Kindergarten Preparation

Area of Development	GOLD Readiness Benchmark	RECAP Head Start Average
Social Emotional	383	477
Physical	511	673
Language	405	527
Cognitive	456	564
Literacy	601	643
Mathematics	418	456

89%

of Teachers have a  
**Bachelors Degree**  
or higher



*All Children made progress in meeting our school readiness goals. As a result 100 four year olds children left prepared to learn in kindergarten.*

# Contents

The Following Report includes nine areas of program information :

- 1 The total amount of **public and private funds** received
- 2 An explanation of **budgetary expenditures** and **proposed budget** for the fiscal year.
- 3 The total **number of children and families served**, the average **monthly enrollment** (as a percentage of funded enrollment), and the percentage of eligible children served.
- 4 The results of **the most recent review** by the Secretary and the financial Audit.
- 5 The percentage of enrolled children that received **medical and dental exams**
- 6 Information about **parent involvement** activities
- 7 The agencies effort to **prepare children for Kindergarten**
- 8 Any information required by the Secretary
- 9 A summary of the programs most recent **Community Assessment**

# RECAP Head Start

## ANTICIPATED EXPENSES • 2018-2019

*Budget for Head Start  
Funds and COLA*

\$1,196,555

### SALARIES

*Child Development • Family Service • Leadership*

\$304,601

### FRINGE

*FICA • Workers Compensation Insurance  
• Health Dental/ Life Insurance*

\$0

### TRAVEL & EQUIPMENT

\$19,750

### SUPPLIES

*Office • Classroom • Janitorial*

\$110,546

### CONTRACTUAL

*Child Transportation • Audit • Consultants*

\$250,844

### OTHER

*Rent • Vehicles • Insurance • Training*

## Kindergarten Preparation – School Readiness Goals

**Curriculum:** The Creative Curriculum for Preschool-Bilingual

A research based curriculum that engages children in studies to make sense of the world around them.

**Assessment:** Teaching Strategies GOLD

Teachers are reliable in assessing children in English and Spanish on 36 objectives for development and learning.



RECAP tracks the progress of children in achieving 18 school readiness goals. The goals pertain to the following areas of School Readiness

- Social Emotional Development
- Cognitive and General Knowledge
- Approaches to Learning
- Language and Literacy
- Physical Development and Health

**The goals are aligned with:**

- New York State Early Learning Guidelines
- The NYS Pre-K Foundation for the Common Core
- Head Start Early Learning Outcomes Framework



# Parent Involvement



## Family Workshops and Activities

- ☺ Parent/ Child Orientation and Phase In
- ☺ Dads take your child to school
- ☺ Introduction to Policy Council– Roles and Responsibilities
- ☺ Fall Festival Preparation
- ☺ Fall Festival Activities and Parade
- ☺ Recruitment: Parents as Recruiters
- ☺ Lead Poisoning Awareness and Adult preventive health by Orange County Department of Health
- ☺ New Year, New You -Fitness, Mental Health, and Nutrition presented by Orange County Department of Health
- ☺ Healthy Relationships by Eunice Salazar
- ☺ Weatherization and HEAP Program by RECAP
- ☺ Dental Awareness by SUNY Orange Dental Hygiene Students
- ☺ Week of the Young Child Events
- ☺ Managing your Child's Behavior– Workshop by Christine Smallin

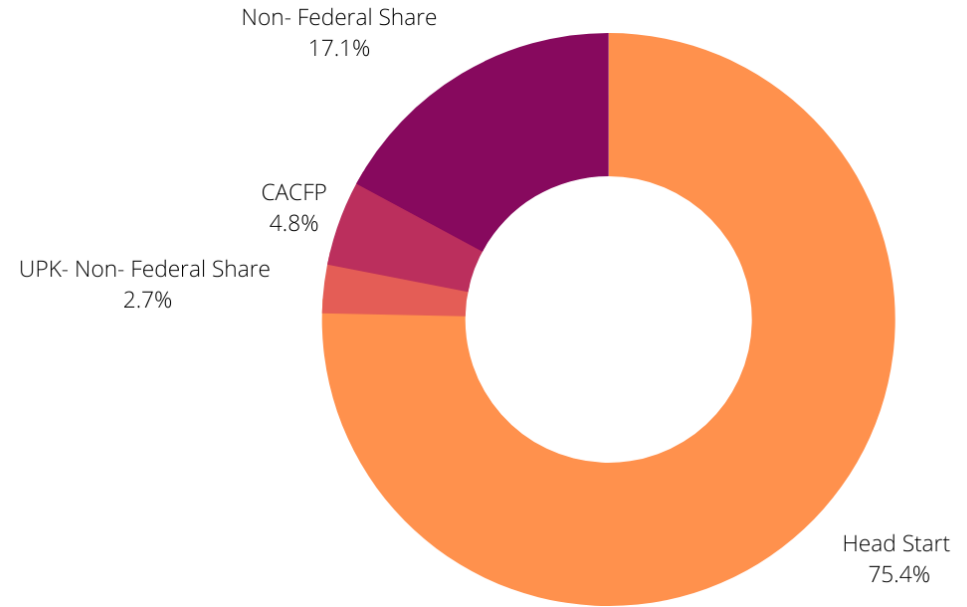
## 2018-2019

- ☺ Kindergarten Transition Workshop
- ☺ Mother's Day Tea
- ☺ Field Day
- ☺ Nutrition on a Budget –presented by Cornell Cooperative Extension
- ☺ Planning and Preparation for Moving up Day
- ☺ Preparing for Parent Teacher Conferences
- ☺ Math Night
- ☺ Stress Reduction
- ☺ Financial Literacy Workshop—
- ☺ Nutrition for your picky eater presented by Cornell Cooperative Extension
- ☺ Summer Safety

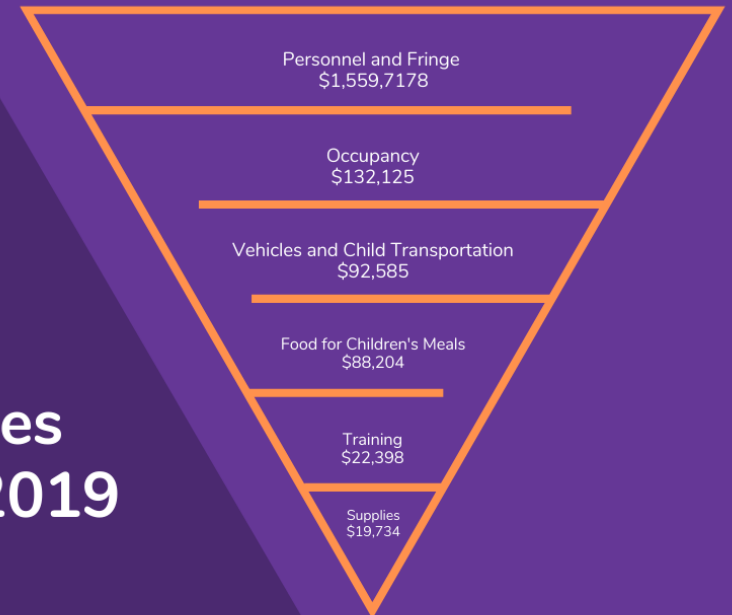


## Total of Public and Private Funds Received

\$2,498,256



## Actual Expenses 2018-2019



# Children and Families

The Federal Government has allocated funding to provide **184** slots for Head Start eligible children. RECAP, Inc. served **202** children in 2018-2019 and Average monthly enrollment was **100%** September—June.

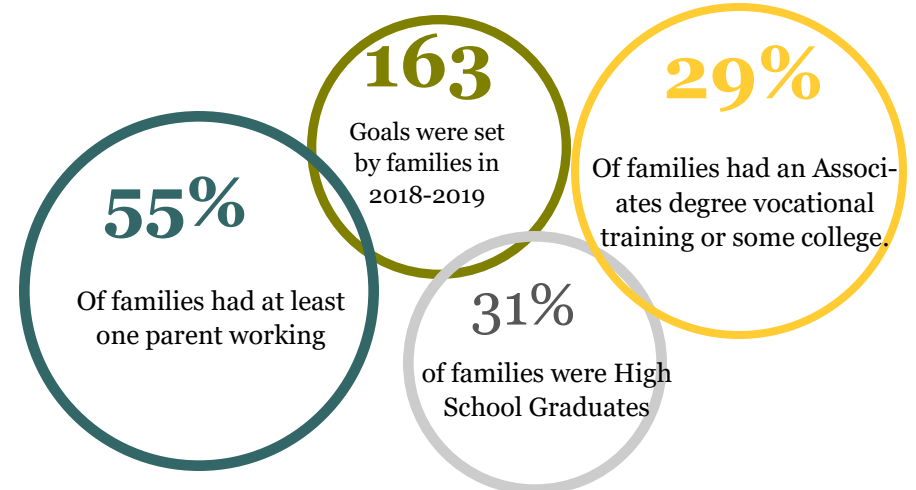
49%

of Head Start Eligible children are served in Early Childhood Programs

## Services to the Entire Family 2018-2019

- Emergency Crisis / Intervention— 9 Families
- Housing Assistance—36 Families
- Mental Health—170 Families
- Job Training—27 Families
- Parenting Education— 179 Families
- Relationship/ Marriage Education— 18 Families

# Parent Involvement



Feedback on Effectiveness

Orientation

Leadership Activities

Policy Council

Parent Meetings

Surveys

Home Visits

Volunteering

Parent Choices

Educational Plan

Program Design

RECAP engages families in a variety of ways to benefit their children, themselves, and the program.



# Parent Involvement

## *Our Mission*

To Promote school readiness by enhancing the social and cognitive development of children through provision of educational, health, nutritional, social and other services to enrolled children and families.

## *Our Philosophy*

RECAP Head Start regards parents as partners in their child's education. It is our philosophy of parent participation and supportive home and community environments that has provided hundreds of our past preschoolers with successful experiences in school and later in life. Parents are respected as the primary educators and nurturers of their children.

Our primary goal is to increase the child's social competence of ability to deal with his or her present environment and later responsibilities in school and life.

We also provide opportunities for parents' and family members' growth in knowledge regarding child development, parental rights and responsibilities, and community resources. We empower families to recognize, develop and utilize their strengths in order to fulfill their needs and goals. We provide the opportunities, tools, and follow-up to ensure that these goals are accomplished so that the families are better prepared to function in and contribute to society.

# Most Recent Reviews

## Summary of RECAP Aligned Monitoring 2015-2019

### Environmental Health and Safety Review

October 2015

✓ **Compliant** in all measures.

### Results from CLASS™ Observations

December 2015

- ✓ Exceeded minimum thresholds in all domains and **fell within the Top 10%** of 319 programs reviewed from October 2015-June 2016.
- ✓ Emotional Support 6.5455
- ✓ Classroom Organization 6.2576
- ✓ Instructional Support 4.5152

### Comprehensive Services and School Readiness

June 2016

✓ **Compliant** in all measures.

### ERSEA (Eligibility, Recruitment, Selection, Enrollment, and Attendance)

April 2017

✓ **Compliant** in all measures.




# Financial Audit

**O'Connor Davies llp** Accountants completed and independent Audit of RECAP ,Inc. in accordance with auditing standards generally accepted under the AICPA for the Audit period ending February 29,2019.

They issued a report of Financial Statements that there were no material weaknesses, significant deficiencies, or noncompliance material to financial statements noted. There were no material findings in financial statements for the year ending February 28, 2018.

In there were no material weaknesses, significant deficiencies ,or reportable audit findings among Federal Awards.



# Medical and Dental Exams

*Percentage of enrolled children that received medical and dental exams during 2018-2019*

Children with an up to date well child exam at the end of the program year	<b>98%</b>
Children completing a dental exam	<b>96%</b>
Percentage of children with chronic health issues needing treatment	<b>6%</b>
Percentage of children receiving needed medical treatment	<b>100%</b>
Percentage of children up to date on immunizations	<b>100%</b>
Percentage of children with Health insurance at the end of the year	<b>100%</b>



“School Readiness begins with Health !”